
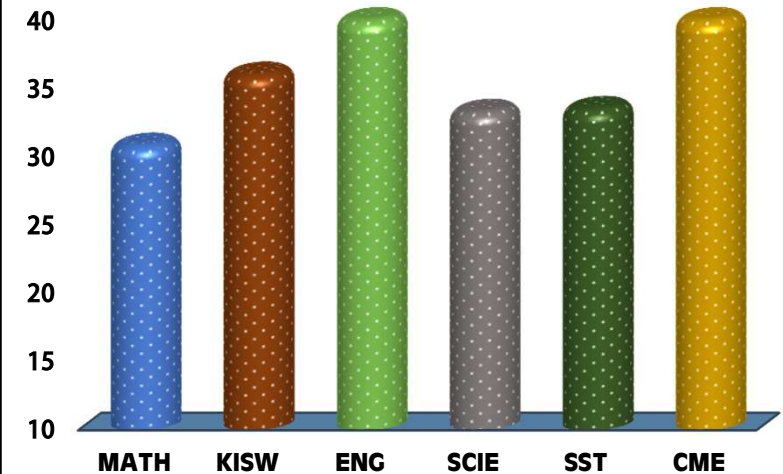
	<h1>TUMAINI JUNIOR</h1>	
REGION: ARUSHA	SCHOOL AVERAGE: 36.5	DISTRICT: KARATU
SUBJECT AND GRADE PERFORMANCE ANALYSIS		

SUBJECT RANKING			
ENGLISH	45.3	91%	1
CIVIC AND MORAL EDUCATION	40.2	80%	2
KISWAHILI	36.0	72%	3
SOCIAL STUDIES	33.5	67%	4
SCIENCE	33.3	67%	5
MATHEMATICS	30.8	62%	6

SUBJECT GRADE ANALYSIS					
SUBJECT/GRADE	A	B	C	D	F
MATHEMATICS	9	28	22	13	0
KISWAHILI	9	55	8	0	0
ENGLISH	67	5	0	0	0
SCIENCE	6	42	24	0	0
SOCIAL STUDIES	2	53	17	0	0
CIVIC AND MORAL	42	27	3	0	0



OVERALL GRADE ANALYSIS			
A	13	72	16%
B	55		68%
C	4		5%
D	0		0%
F	0		0%

CHART SUBJECT ANALYSIS



Subject	Score
MATH	31.5
KISW	36.0
ENG	45.3
SCIE	33.3
SST	33.5
CME	40.2

BOYS VS GIRLS PERFORMANCE

	SAT		SAT	TOTAL
	37		35	72
38%		35%		

SEATED	72	100%
ABSENTEES	0	0%
PASSED	72	100%
FAILED	0	0%

NO	NAME	SEX	MATH		KISW		ENG		SCI		SST		CME		TOTAL	AVG	GRADE	POS
1	BEATUS JOHN SAFARI	M	49	A	47	A	48	A	43	A	41	A	44	A	272	45.3	A	1
2	ALLEN JOCKTAN BYAMPANJU	M	46	A	45	A	48	A	44	A	38	B	41	A	262	43.7	A	2
3	JUSTINE MATHIAS NYANGE	M	48	A	40	B	46	A	38	B	40	B	48	A	260	43.3	A	3
4	ERRO JOSEPH MADANGI	M	44	A	41	A	49	A	37	B	42	A	46	A	259	43.2	A	4
5	GLORY ELIAS UMBE	F	45	A	39	B	49	A	40	B	37	B	47	A	257	42.8	A	5
6	PASCHAL PROTAS KARAMA	M	46	A	38	B	48	A	40	B	37	B	44	A	253	42.2	A	6.5
7	PAULO JOSEPH PAULO	M	45	A	37	B	49	A	41	A	38	B	43	A	253	42.2	A	6.5
8	IYANA JOSEPH LADISLAUS	M	37	B	38	B	46	A	45	A	39	B	46	A	251	41.8	A	8.5
9	OSCAR JACKSON GIRGIS	M	46	A	41	A	48	A	35	B	35	B	46	A	251	41.8	A	8.5
10	BRYTON SOLLAR MALLEY	M	47	A	39	B	48	A	38	B	34	B	43	A	249	41.5	A	10
11	TASIANA PASCAL SILO	F	40	B	40	B	49	A	40	B	34	B	45	A	248	41.3	A	11
12	CHRISTOPHER GEORGE MUNGURE	M	38	B	42	A	48	A	41	A	36	B	42	A	247	41.2	A	12.5
13	DOMISIANI JOHN STEPHANO	M	38	B	40	B	47	A	42	A	33	B	47	A	247	41.2	A	12.5
14	ABDULKARIM ABDALLA SULLE	M	40	B	40	B	49	A	36	B	34	B	41	A	240	40.0	B	14
15	JOAN PETER MMASSY	F	36	B	36	B	50	A	38	B	36	B	43	A	239	39.8	B	15
16	JOSHUA SAMWEL JOSHUA	M	36	B	39	B	45	A	36	B	37	B	45	A	238	39.7	B	16
17	GLORY JUBLATE MNYENYE	F	34	B	41	A	50	A	33	B	36	B	42	A	236	39.3	B	17
18	ANTONY AZZA MTAITA	M	34	B	39	B	45	A	37	B	36	B	44	A	235	39.2	B	18
19	BRAYTON JOSEPH GEMBA	M	33	B	34	B	47	A	39	B	40	B	41	A	234	39.0	B	19
20	NEHEMIA JOHNSON JONATHAN	M	30	C	39	B	47	A	40	B	36	B	40	B	232	38.7	B	20
21	YEHOSEPHAT YOTHAM YORAM	M	40	B	35	B	44	A	37	B	35	B	40	B	231	38.5	B	23.5
22	BLESSING MICHAEL OLESULULU	F	37	B	42	A	46	A	31	B	34	B	41	A	231	38.5	B	23.5
23	FURAHA JUMA MAKOI	F	35	B	36	B	43	A	39	B	37	B	41	A	231	38.5	B	23.5
24	GLORY ANATOLI MTENGA	F	38	B	33	B	47	A	35	B	37	B	41	A	231	38.5	B	23.5
25	JACKLINE JULIUS GIDALE	F	34	B	35	B	50	A	33	B	35	B	44	A	231	38.5	B	23.5

NO	NAME	SEX	MATH		KISW		ENG		SCI		SST		CME		TOTAL	AVG	GRADE	POS
26	TASIANA DAGGY JOHN	F	38	B	40	B	49	A	30	C	32	B	42	A	231	38.5	B	23.5
27	PETER PRISCUS PETER	M	37	B	37	B	45	A	36	B	34	B	41	A	230	38.3	B	28
28	DOREEN HUMPHREY YONAS	F	32	B	41	A	46	A	34	B	34	B	43	A	230	38.3	B	28
29	HOPE REMIGI NAWET	F	40	B	37	B	45	A	27	C	37	B	44	A	230	38.3	B	28
30	FARAJA ENOCK KILEO	M	36	B	42	A	44	A	33	B	32	B	42	A	229	38.2	B	30
31	NANCY ZUBERI GIDIONI	F	24	C	36	B	44	A	36	B	39	B	47	A	226	37.7	B	31
32	VAILETH EDWARD NYAMAIWE	F	26	C	39	B	49	A	32	B	37	B	40	B	223	37.2	B	32
33	ISACK MOSHI SULLE	M	30	C	33	B	47	A	29	C	39	B	44	A	222	37.0	B	33
34	ELIBRIGHT JOSEPH GEMBA	M	29	C	34	B	45	A	38	B	32	B	43	A	221	36.8	B	34
35	DICKSON MANASE MUSHI	M	32	B	36	B	50	A	30	C	31	B	41	A	220	36.7	B	35.5
36	JACKLINE JOHN MADANGI	F	24	C	40	B	50	A	35	B	35	B	36	B	220	36.7	B	35.5
37	BLOSSOM MGENYI MAGAI	F	30	C	37	B	47	A	31	B	31	B	42	A	218	36.3	B	37
38	INNOCENT LELO RAPHAEL	M	31	B	30	C	47	A	36	B	33	B	40	B	217	36.2	B	38
39	ADIZELI ANTONI BURA	M	32	B	35	B	44	A	32	B	33	B	40	B	216	36.0	B	40
40	PRECIOUS JUSTINE TANGO	F	25	C	36	B	47	A	29	C	35	B	44	A	216	36.0	B	40
41	TEUSA FILBERT SULLE	F	32	B	36	B	46	A	30	C	35	B	37	B	216	36.0	B	40
42	HENRY ALBERT DANIEL	M	30	C	33	B	44	A	34	B	34	B	40	B	215	35.8	B	42.5
43	PASKALINA ISAAY LANTA	F	30	C	37	B	50	A	29	C	29	C	40	B	215	35.8	B	42.5
44	ANGELO IDD SULLE	M	37	B	34	B	43	A	33	B	35	B	32	B	214	35.7	B	44.5
45	REMINICKO MICHAEL HAYUMA	M	33	B	35	B	47	A	27	C	30	C	42	A	214	35.7	B	44.5
46	KENNEDY PETER METELE	M	27	C	29	C	45	A	36	B	36	B	39	B	212	35.3	B	46
47	CHRISTINA JASPER RABIETH	F	17	D	38	B	43	A	35	B	37	B	39	B	209	34.8	B	47.5
48	DORICE MARTIN YARROT	F	26	C	32	B	42	A	37	B	29	C	43	A	209	34.8	B	47.5
49	HANCY RICHARD KISIMBI	M	22	C	35	B	45	A	38	B	25	C	43	A	208	34.7	B	49.5
50	FAITH BALTAZARI BALOHHO	F	26	C	31	B	40	B	38	B	34	B	39	B	208	34.7	B	49.5

NO	NAME	SEX	MATH		KISW		ENG		SCI		SST		CME		TOTAL	AVG	GRADE	POS
51	ATHUMANI YUSUPH HAJI	M	30	C	33	B	47	A	28	C	34	B	35	B	207	34.5	B	51.5
52	JOSHUA KENNEDY ZAKARIA	M	36	B	29	C	42	A	32	B	27	C	41	A	207	34.5	B	51.5
53	PETER LIBERATUS BAYACHAMO	M	19	D	37	B	42	A	32	B	34	B	42	A	206	34.3	B	54
54	BEATRICE BENJAMIN MASSAY	F	23	C	39	B	44	A	32	B	31	B	37	B	206	34.3	B	54
55	OMEGA DASTAN MBOYA	F	26	C	38	B	42	A	30	C	28	C	42	A	206	34.3	B	54
56	DORA JOSEPH ISMAEL	F	17	D	37	B	45	A	34	B	30	C	42	A	205	34.2	B	56
57	GODLISTEN BETHUEL ALLAY	M	22	C	29	C	43	A	30	C	38	B	37	B	199	33.2	B	58
58	MEMOSA GRYSO MSEMOM	F	26	C	36	B	42	A	27	C	29	C	39	B	199	33.2	B	58
59	RACHAEL NIONE KAILI	F	20	D	33	B	48	A	29	C	32	B	37	B	199	33.2	B	58
60	JOSHUA REUBEN JOHN	M	22	C	33	B	47	A	23	C	34	B	38	B	197	32.8	B	60
61	LAURA SAMWEL ASSEY	F	18	D	39	B	42	A	33	B	28	C	36	B	196	32.7	B	61
62	ROSE FRANCIS PANGA	F	25	C	36	B	45	A	26	C	23	C	40	B	195	32.5	B	62
63	BRIGITHA EMMANUEL SULLE	F	25	C	36	B	44	A	27	C	26	C	34	B	192	32.0	B	63
64	YASI MATHAYO MOLLEL	F	14	D	31	B	44	A	25	C	33	B	42	A	189	31.5	B	64
65	GEORGE TONY KOMINO	M	32	B	28	C	39	B	22	C	35	B	31	B	187	31.2	B	65
66	DAVID JACKSON TEMBA	M	19	D	32	B	46	A	29	C	25	C	34	B	185	30.8	B	66
67	IRENE ROGATHE VICENT	F	19	D	32	B	44	A	28	C	29	C	32	B	184	30.7	B	67
68	MARIA PETER METELE	F	20	D	32	B	42	A	25	C	30	C	34	B	183	30.5	B	68
69	CAREEN MARTIN SAFARI	F	16	D	30	C	35	B	32	B	27	C	32	B	172	28.7	C	69
70	FAUSTA LAZARO BAH	F	13	D	24	C	41	A	26	C	34	B	23	C	161	26.8	C	70
71	NERIA BARNABAS SHIRIMA	F	15	D	31	B	35	B	23	C	29	C	27	C	160	26.7	C	71
72	BRAXTON FRANCO JOSEPH	M	20	D	29	C	34	B	21	C	21	C	29	C	154	25.7	C	72